


Notification Appliances

'ACEND' Series – Horns | Strobes | Horn-Strobes

Applications : Indoor, Wall-Only

Architect & Engineer Specifications

- ☐ Sophisticated series of notification appliances that meets fire-industry codes and regulations for commercial-building applications
- ☐ Compatible with the Siemens Cerberus PRO and Desigo Fire Alarm Control Panels (FACPs); Siemens current Power Supply
- ☐ Energy Efficient and Sustainable
- ☐ Siemens EcoTech Certification
- ☐ Cutting-edge LED technology
 - Capability to have existing Xenon and LED strobes in the same field-of-view
 - Fewer power supplies required, smaller wire gauge, reduced wire runs
- ☐ Straightforward installation coupled with compact, modern design
 - No visible mounting screws
 - Manual (index finger) slide-setting adjustor
- ☐ Six (6) field-selectable Candela settings: 15cd | 30cd | 75cd | 110cd | 135cd | 185cd
- ☐ Faceplates ship in distinctive types:
 - 'FIRE' | 'ALERT' | 'AGENT' | 'EMERGENCY' | 'HOUSE ON FIRE' Icon 
- ☐ High / Low Horn Sound Output
- ☐ 10 Horn Patterns (Field Selectable)
- ☐ UL 1638 | UL 1971 | UL 464 Listed
- ☐ ULC 525 | ULC 526 Listed
- ☐ FCC Part 15

Product Overview

The 'ACEND'-series is Siemens new offering of horns, strobes, and horn-strobes with LED based strobes to its notification-appliances portfolio. With the 'ACEND'-series, Siemens offers a full of range of products with low and high candela settings that makes these sophisticated notification appliances ideal for new installs and retrofit applications. These appliances are compatible with Siemens Cerberus PRO and Desigo fire alarm control panels and with Siemens current power supply. (See Documents: **315-096363**, **A6V10333530**, **A6V10333532** for details.)

The 'ACEND' Series notification appliances hold Siemens **EcoTech** Certification, an environmental self-declaration, based on sustainability evaluations. These notification appliances use recycled materials and sustainable packaging, minimizing waste throughout their lifecycle and reducing environmental impact.

The notification appliances are designed for low power consumption and work at a range of 16 - 33VDC with significantly reduced current draw.

The strobe portion of these appliances meets the 20-millisecond light-pulse-duration requirements of the 2022 edition of NFPA 72. This feature allows existing Xenon and the new LED devices to be used in the same field-of-view.

In a single device, the 'ACEND'-series appliances can provide alarm-signaling tones for dual applications. All strobe models in the series feature multi-Candela settings (15cd | 30cd | 75cd | 110cd | 135cd | 185cd) on a single appliance.

Additionally, there are ten (10) modes of operation for the audible portion of these notification appliances:

- Continuous
- Bell
- March Time Horn
- Code 3 Horn
- Code 3 Tone
- Code 4 Tone
- Slow Whoop
- Siren
- HI/LO
- Canadian March Time 30

These high-quality energy-efficient devices have a sleek modern design and are consistent to the look of the interior composition of the building application.

The 'ACEND'-series audible and/or visual notification appliances are apt for indoor, wall-mount applications.



Model SC-HN-WR-N
Horn



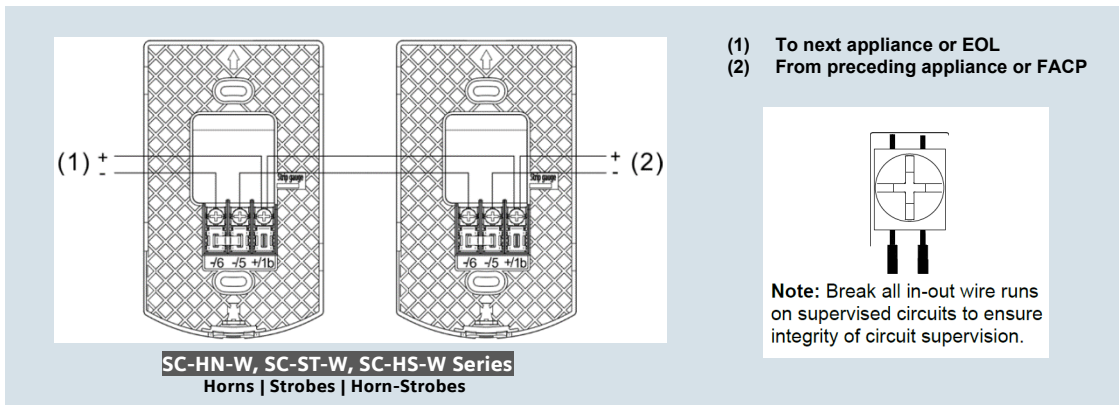
Model SC-ST-WW-F
Strobe



Model SC-HS-WR-F
Horn-Strobe



Wiring Diagrams



Specifications

In terms of composition and functionality, the ACEND series horns, strobes and horn-strobe appliances provide added value to the installer for these types of applications for operation:

- Compact | sleek | low-profile design
- Sustainable and Energy efficient
- Reduced power consumption
- Comprehensive feature list
- Convenient mounting options
- Easy-to-adjust selection-slider switch for Candela settings
 - No tools required for setting changes
 - Multi-level settings: 15cd | 30cd | 75cd | 110cd | 135cd | 185cd
- High and Low audible outputs
- Cutting-edge LED technology

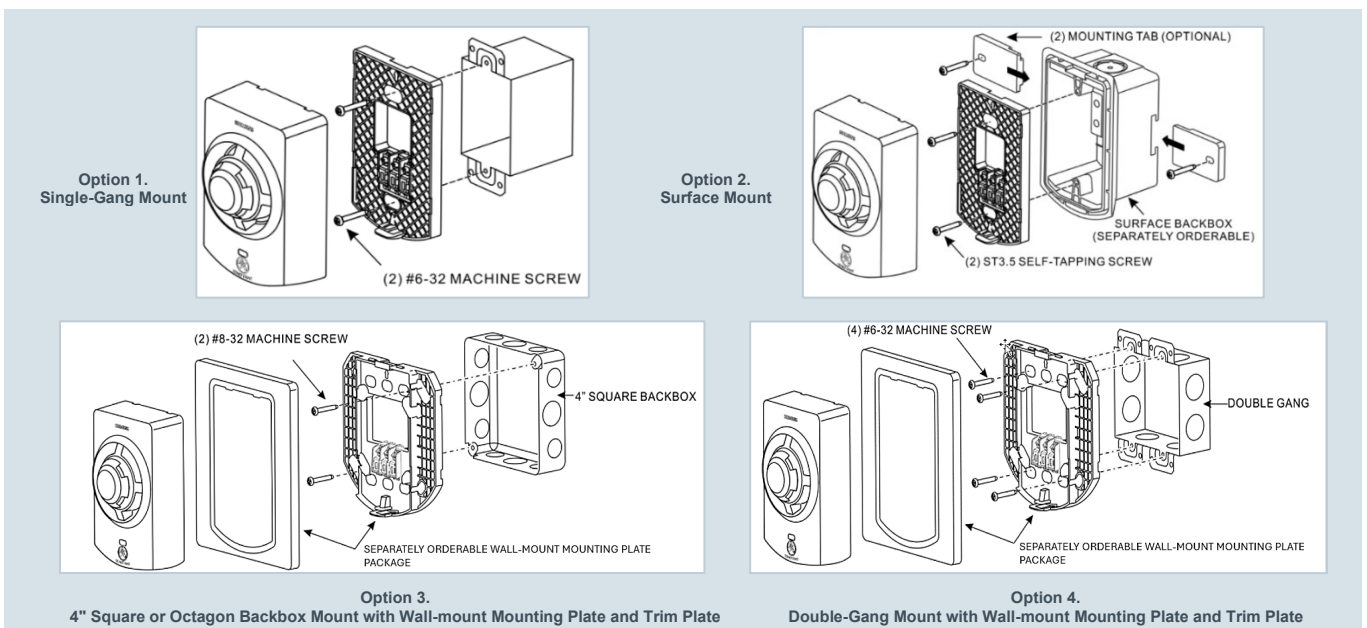
The LED portions of the SC-ST Strobes and SC-HS Horn-Strobes meet the 20 millisecond light-pulse-duration requirements of the 2022 edition of NFPA 72. By meeting this latest requirement, existing Xenon as well as the new LED-technology devices can now be in the same field-of-view.

All appliances are UL/ULC listed as "Special Application 16 to 33VDC" and compliant with applicable clauses of FCC Part 15.

All types of the ACEND Series horns, strobes and horn-strobe appliances are UL / ULC Listed for indoor use.

Horn: UL 464, ULC 525 | Strobe: UL 1638, UL 1971, ULC 526

Mounting Diagrams



Technical Data

Horn-Strobes | Output Current Draw (Max.)

Current Draw (mA) @ 16 - 33VDC							
Horn Pattern	Volume	Candela Settings					
		15cd	30cd	75cd	110cd	135cd	185cd
Continuous	High	36	38	50	77	112	188
	Low	36	38	50	77	112	179
Bell	High	36	38	50	77	112	183
	Low	36	38	50	77	112	180
March Time Horn	High	45	47	59	86	121	170
	Low	45	47	59	86	121	168
Code 3 Horn	High	37	39	51	78	113	172
	Low	37	39	51	78	113	168
Code 3 Tone	High	39	41	53	80	115	167
	Low	39	41	53	80	115	166
Code 4 Tone	High	42	44	56	83	118	157
	Low	42	44	56	83	118	150
Slow Whoop	High	36	38	50	77	112	146
	Low	36	38	50	77	112	145
Siren	High	36	38	50	77	112	163
	Low	36	38	50	77	112	162
HI/LO	High	36	38	50	77	112	150
	Low	36	38	50	77	112	149
Canadian March Time 30	High	44	46	58	85	120	155
	Low	44	46	58	85	120	144

Strobe | Output Current Draw (Max.)

Current Draw (mA) @ 16 - 33VDC						
Models: SC-ST-WR-F SC-ST-WW-F	Candela Settings					
	15cd	30cd	75cd	110cd	135cd	185cd
	24	27	39	68	93	143

GENERAL NOTES:

1. Strobes are designed to flash at 1-flash-per-second minimum over their "Regulated Voltage Range."
2. NFPA-72 specifies a flash rate of 1-to-2 flashes-per-second.
3. All Candela ratings represent minimum effective Strobe intensity based on UL 1971.

Horn | Output Ratings (Max.)

Models: SC-HN-WR-N SC-HN-WW-N	Reverberant dBA Per UL 464 at Voltage Range 16 to 33V			
	Horn Pattern	16V	24V	33V
	Continuous I Code 3 Horn I Code 4 Tone	High dBA	High dBA	High dBA
		82	87	89
		Low dBA	Low dBA	Low dBA
		79	83	86

Horn-Only | Output Current Draw (Max.)

Current Draw (mA) @ 16 - 33VDC		
Horn Pattern	Volume	Current Draw (mA)
Continuous	High	29
	Low	20
Bell	High	27
	Low	24
March Time Horn	High	38
	Low	36
Code 3 Horn	High	30
	Low	26
Code 3 Tone	High	32
	Low	31
Code 4 Tone	High	35
	Low	28
Slow Whoop	High	21
	Low	20
Siren	High	28
	Low	27
HI/LO	High	28
	Low	27
Canadian March Time 30	High	37
	Low	26

Technical Data

General Properties

'ACEND' Series Horns / Horn-Strobes	
OPERATING TEMPERATURE:	- 32°F (0°C) to 122°F (50°C) - for indoor applications only
RELATIVE HUMIDITY:	95%
OPERATING VOLTAGE RANGES:	16 to 33VDC
STROBE OUTPUT RATING:	- Field-selectable Candela outputs: 15cd 30cd 75cd 110cd 135cd 185cd
STROBE FLASH RATE:	Strobes are designed with a flash rate of 1-to-2 flashes-per-second
STROBE SYNCHRONIZATION:	Refer to Document ID: 315-096363, A6V10333530, A6V10333532 for complete list of compatible Fire Alarm Control Panels / Modules, and Power Supplies
TEMPORAL SETTING:	Ten (10) field-selectable Horn Patterns (See List of Horn Patterns in Horn-Only Output Current Draw & Horn/Strobe Output Current Draw Tables on Page 3)

Physical Properties

'ACEND' Series Horns / Horn-Strobes	
MATERIAL:	All appliances are made from environmentally friendly recyclable plastics.
WEIGHT:	Horns: 204 gm (0.44lb)
	Strobes: 225 gm (0.49lb)
	Horn-Strobes: 250 gm (0.55lb)
LENS TYPE:	LED strobe situated in a rugged Lexan lens
DIMENSIONS:	Horns: 5.31" (13.5 cm.) x 3.28" (8.3 cm.) x 1.85" (4.7cm.)
	Horn-Strobes: 5.31" (13.5 cm.) x 3.28" (8.3 cm.) x 2.42" (6.1cm.)

Mounting and Wiring Properties

'ACEND' Series Horns / Horn-Strobes	
INDOOR MOUNTING:	<ul style="list-style-type: none"> Wall-mount applications Single-Gang, Double-Gang, Octagon backboxes or 4" (10.2 cm.) Square Box
WIRING TYPE:	#12 – #18, American Wire Gauge (AWG)






Details for Ordering

MODEL	PART NUMBER	APPLIANCE TYPE	MOUNTING TYPE	STROBE TYPE	FACEPLATE COLOR	FACEPLATE LETTERING
SC-HN-WR-N	S54361-F14-A1	Horn	WALL	– None –	RED	– No Lettering –
SC-HN-WW-N	S54361-F14-A2		WALL	– None –	WHITE	– No Lettering –
SC-HS-WR-F	S54361-F9-A1	Horn-Strobe	WALL	Clear	RED	FIRE
SC-HS-WW-F	S54361-F9-A2		WALL	Clear	WHITE	FIRE
SC-ST-WR-F	S54361-F6-A1	Strobe	WALL	Clear	RED	FIRE
SC-ST-WW-F	S54361-F6-A2		WALL	Clear	WHITE	FIRE

Related Hardware

Model	Part Number	Description	Image
SMB-HS-WR	S54370-F15-A1	Red surface mount backbox for wall mounted horns, strobes, and horn/strobes	
SMB-HS-WW	S54370-F15-A2	White surface mount backbox for wall mounted horns, strobes, and horn/strobes	
STP-HS-WR	S54370-F38-A1	Red plastic trim plate and mounting plate package (required for 4" Square backbox or Double-gang backbox mount) for wall mounted horns, strobes, and horn/strobes	
STP-HS-WW	S54370-F1-A2	White plastic trim plate and mounting plate package (required for 4" Square backbox or Double-gang backbox mount) for wall mounted horns, strobes, and horn/strobes	
SCVR-HS-WR-EMG	S54370-F30-A1	Red plastic cover for wall mounted horns, strobes, and horn/strobes with "EMERGENCY" text	
SCVR-HS-WW-EMG	S54370-F30-A2	White plastic cover for wall mounted horns, strobes, and horn/strobes with "EMERGENCY" text	
SCVR-HS-WR-ALR	S54370-F32-A1	Red plastic cover for wall mounted horns, strobes, and horn/strobes with "ALERT" text	
SCVR-HS-WW-ALR	S54370-F32-A2	White plastic cover for wall mounted horns, strobes, and horn/strobes with "ALERT" text	
SCVR-HS-WR-AGT	S54370-F34-A1	Red plastic cover for wall mounted horns, strobes, and horn/strobes with "AGENT" text	
SCVR-HS-WW-AGT	S54370-F34-A2	White plastic cover for wall mounted horns, strobes, and horn/strobes with "AGENT" text	
SCVR-HS-WR-HOF	S54370-F36-A1	Red plastic cover for wall mounted horns, strobes, and horn/strobes with "HOUSE ON FIRE" logo	
SCVR-HS-WW-HOF	S54370-F36-A2	White plastic cover for wall mounted horns, strobes, and horn/strobes with "HOUSE ON FIRE" logo	

Related Hardware (cont.)

Model	Part Number	Description	Image
SCVR-HS-WR-BNK	S54370-F19-A1	Red plastic cover for wall mounted horns, strobes, and horn/strobes with no text	
SCVR-HS-WW-BNK	S54370-F19-A2	White plastic cover for wall mounted horns, strobes, and horn/strobes with no text	
STLENS-R	S54370-F17-A1	Red plastic translucent lens for fire alarm strobes	
STLENS-A	S54370-F17-A2	Amber plastic translucent lens for fire alarm strobes	
STLENS-B	S54370-F18-A1	Blue plastic translucent lens for fire alarm strobes	
STLENS-G	S54370-F18-A2	Green plastic translucent lens for fire alarm strobes	

NOTICE – The information contained in this data-sheet document is intended only as a summary and is subject to change without notice. The product(s) described here has/have a specific instruction sheet(s) that cover various technical, limitation and liability information.

Copies of install-type, instruction sheets – as well as the *General Product Warning and Limitations* document, which also contains important data, are provided with the product. All are available from the Manufacturer.

Data contained in the aforesaid type of documentation should be consulted with a fire-safety professional before specifying or using the product.

Any further questions or assistance concerning particular problems that might arise, relative to the proper functioning of the equipment, please contact the Manufacturer.

SIEMENS

Siemens Industry, Inc.
Smart Infrastructure - Building Products
2 Gatehall Drive • Parsippany, NJ 07054
Tel: (973) 593-2600

May - 2025
(Rev. 4)